




Mounting Rule

Mounting Kit Rule:		
Housing	Front Bezel Thickness	Mounting Rule
PM5	5mm	Use Panel Mount Kits ^{*1}
IP10	10mm	Use M4*6 Screw ^{*2}
PM10	10mm	Use Panel Mount Kits ^{*1}
PM6 / IP6	6mm	1) Use Panel Mount Kits ^{*1} 2) PPC/LCD Must With Glass or Touch 3) Come with Gasket behind bezel
PM8 / IP8	8mm	1) Use Panel Mount Kits ^{*1} 2) PPC/LCD Must With Glass or Touch 3) Come with Gasket behind bezel
OB5	5mm	No Screw, No Panel Mount Kits
ST3/PM3	3mm stainless or steel	Bezel built-in Nuts ^{*3}
ST/IP	3mm stainless with IP65	Bezel built-in Nuts ^{*3} , and also with Gasket
*1: Panel Mount Kits		*2: Screws
		
		*3: Bezel build in Nuts
		

Mounting Guide: http://www.winmate.com.tw/mounting_guide_panel_mount.htm

Panel Mount always with Panel Mount Kit

IP65 Front Bezel (6, 8mm) with Panel Mont Kits

IP65 Front Bezel (10mm) must use Screw

Model Name	Bezel	Clamp
W04XXXX-PM	6mm	V
R05XXXX-PM	6mm	V
R06XXXX-PM	6mm	V
W07XXXX-PM	6mm	V
W10XXXX-PM	6mm	V
R10XXXX-PM	6mm	V
R12XXXX-PM	5mm	V
R15XXXX-PM	10mm	V
W15XXXX-PM	5mm	V
R17XXXX-PM	8mm	V
W17XXXX-PM	5mm	V
R19XXXX-PM	8mm	V
W19XXXX-PM	5mm	V
W22XXXX-PM	5mm	V

Model Name	Bezel	Clamp
W04XXXX-IP	6mm	V
R05XXXX-IP	6mm	V
R06XXXX-IP	6mm	V
W07XXXX-IP	6mm	V
W10XXXX-IP	6mm	V
R10XXXX-IP	6mm	V
R12XXXX-IP	10mm	no
R15XXXX-IP	10mm	no
W15XXXX-IP	10mm	no
R17XXXX-IP	8mm	V
W17XXXX-IP	10mm	no
R19XXXX-IP	8mm	V
W19XXXX-IP	10mm	no
W22XXXX-IP	10mm	no